
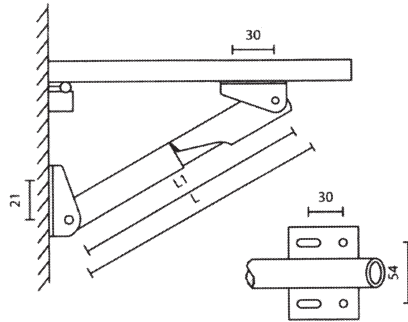



Brackets/Hasps/Castors



ST-645
Concealed Bracket
4" & 6" & 8" & 10"
& 12" & 14" & 16"




AL-168
Aluminium Bracket
Adjustable



SB-103
Adjustable Bracket
10" , 12"
CH



ST-100
Bracket for Double Leaf Door
Nickel Plated



ST-111
Aluminium, Minipole
12ft



ST-111B
Minibracket



MI-300
70mm
Stainless Steel Latch



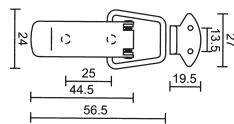
Stainless Steel Hasp
W-303: 3"
W-304: 4"
W-305: 5"



W-B4
Stainless Steel Hasp
Size: 4"



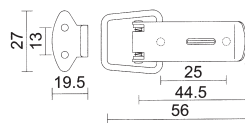
J105
Box Hasps, Stainless Steel



SB-102
Shelf Bracket
10" & 12" & 14"
White



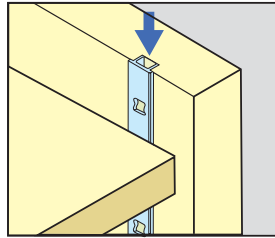
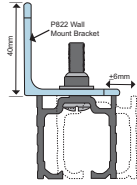
J106
Box Hasps, Stainless Steel



(Swival) (W/Brake) (Rigid)
103 104 105
2", 3", 4"
Castor Wheels



Load Capacity : 45kgs / per shelf



0X50	36X36	12X6.2	23	23
5X65	49X49	12X6.5	30	30
6X76	57X57	15X8.5	38	38



AP-FB20



AP-FC20

AP-DH

- Aluminium shelf standard.
- Easy to cut to desired length.
- Designed for press-fit mount without using screws.
- New slot shape to prevent shelf support from falling off.

SPE-Narrow Shelf Standard / SS 304



588N (60kgf)



SPE-FB20



SPE-FC20



- Slim 3mm thickness design
- Easy to fix shelf supports-Clip on
- Supports up to 60kg per shelf

PAT.P